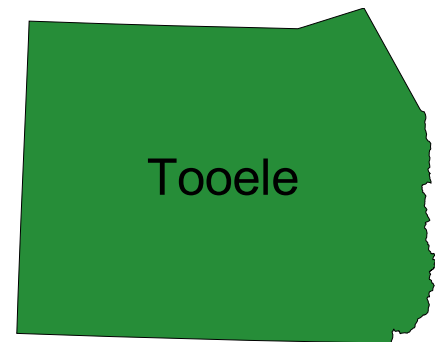
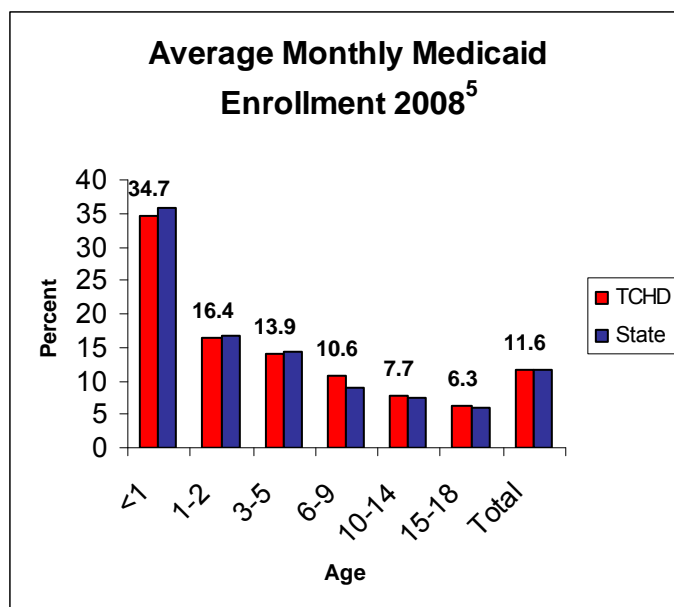


Population 2008 ¹	Number	% of Total
Total Population	58,771	
17 and Under	19,097	32.5%
18 to 34	15,818	26.9%
35 to 49	11,854	20.2%
50 to 64	7,830	13.3%
65 and Over	4,172	7.1%

Poverty 2007-2008 ²	Estimated	% of Total
Total 0-100% Poverty	3,800	6.4%
17 and Under	1,500	8.0%
18 to 34	700	4.5%
35 to 49	800	6.7%
50 to 64	400	5.5%
65 and Over	200	4.3%
Total 101-200% Poverty	15,200	25.8%
17 and Under	5,900	31.0%
18 to 34	4,300	27.2%
35 to 49	2,700	22.7%
50 to 64	1,300	16.4%
65 and Over	900	22.3%



Population 2008 ¹	Number	% of Total
Total 0-18	20,031	
<1	1,131	5.6%
1-2	2,278	11.4%
3-5	3,364	16.8%
6-9	4,393	21.9%
10-14	5,101	25.5%
15-18	3,764	18.8%



Uninsured 2007-2008 ³	Estimated #	% of Total
Total Uninsured (0-64)	3,800	7.0%
17 and Under	500	2.6%
18 to 34	1,900	11.7%
35 to 49	1,000	8.6%
50 to 64	500	6.0%

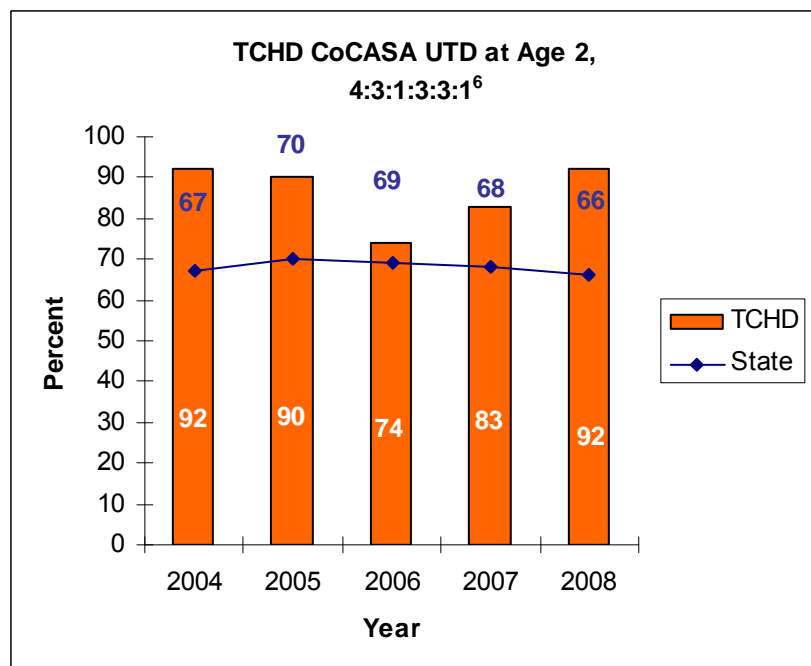
Selected Insurance Type 2008 ⁴	Number	% of Total
Medicare	6,500	12.0%
CHIP*	**	**

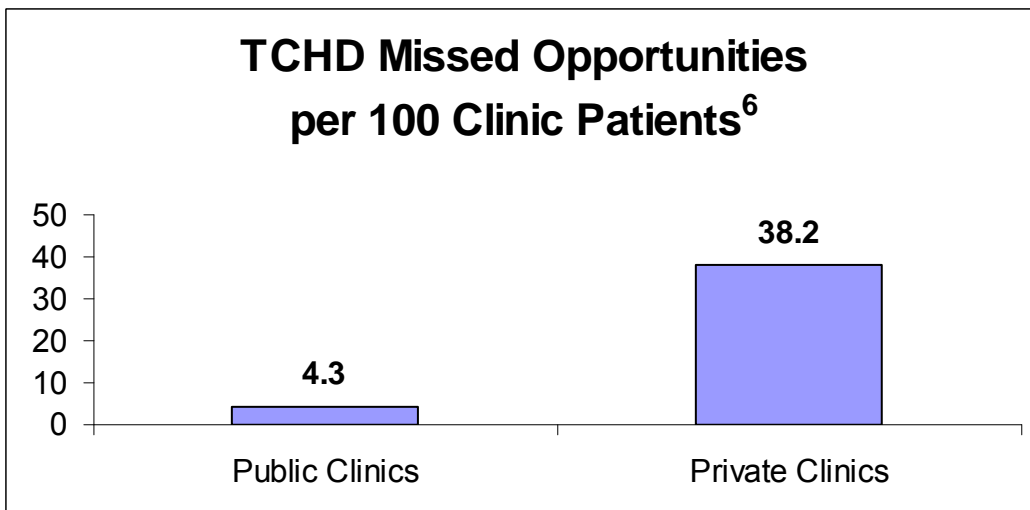
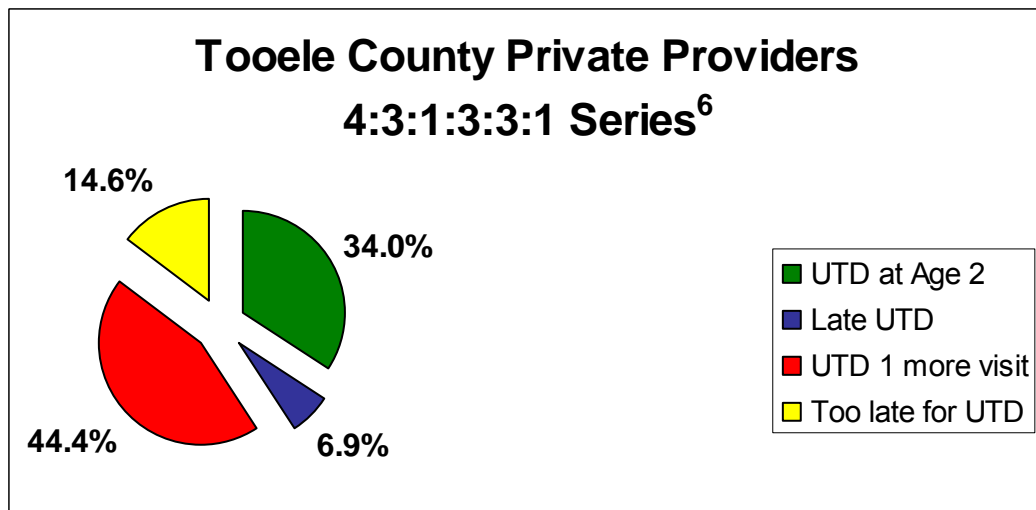
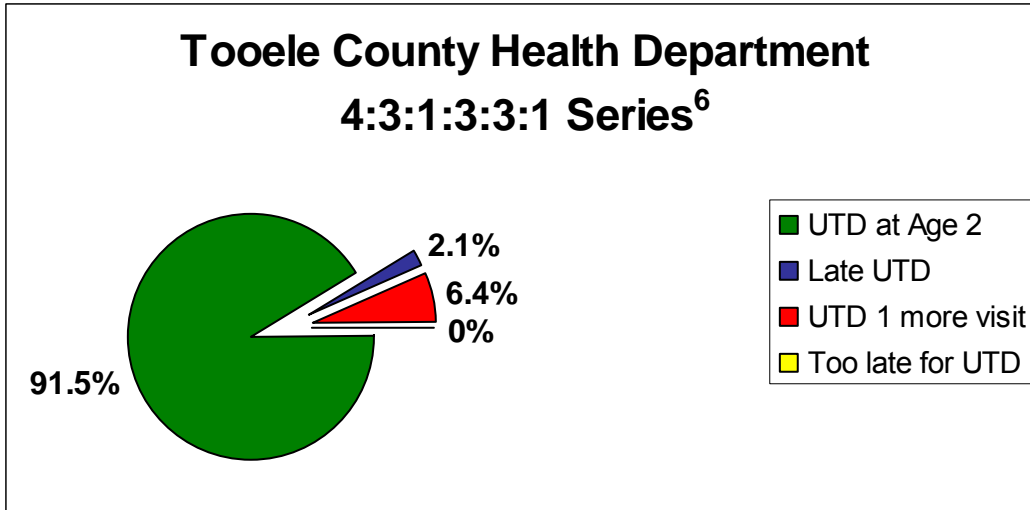
*Children's Health Insurance Program, Ages 0 to 18

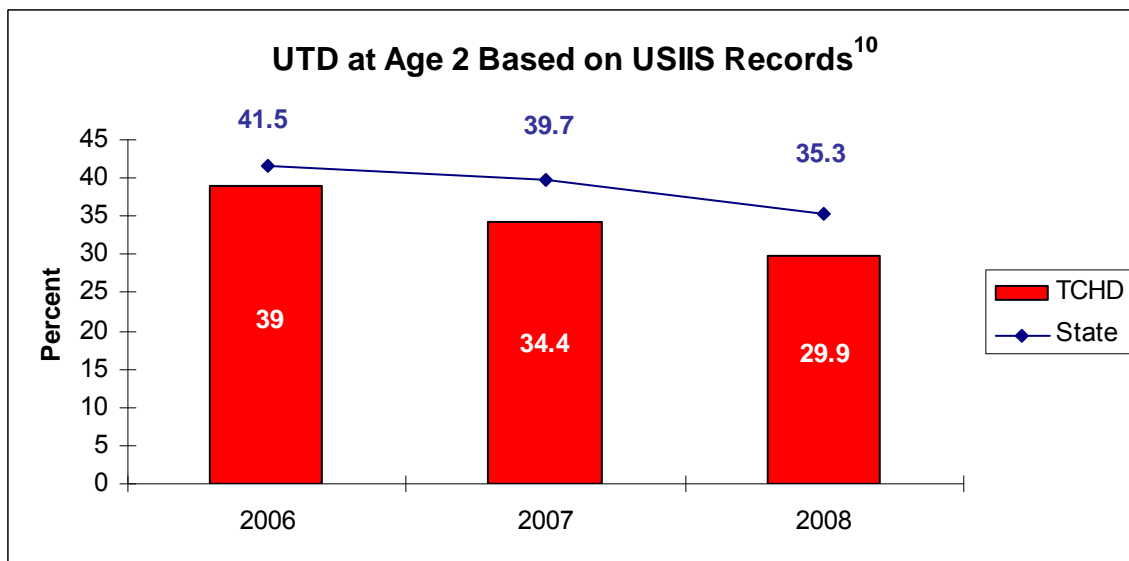
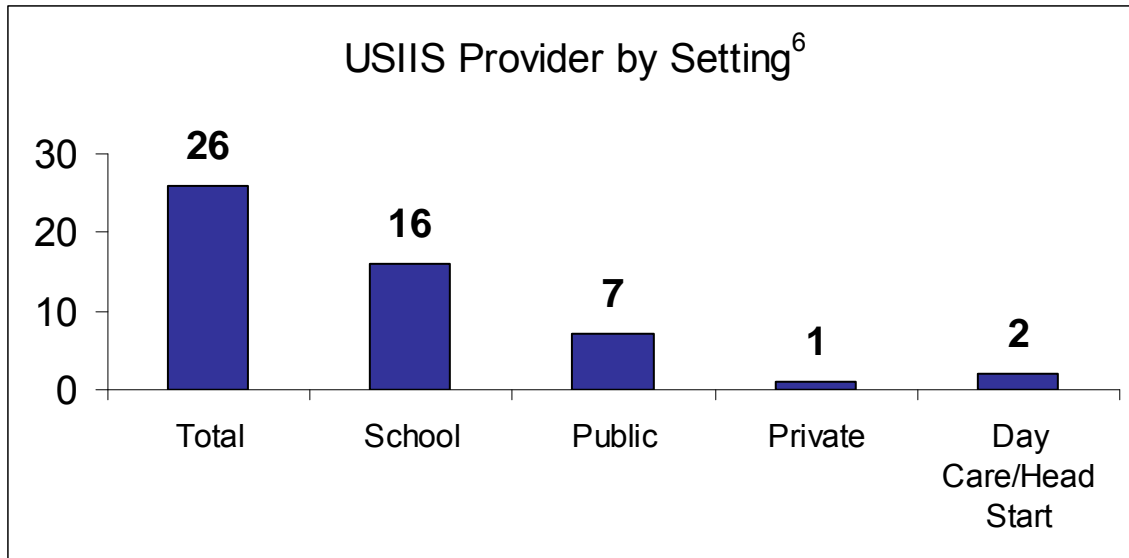
CoCASA: Up-to-Date at Age Two by Antigen 2008 ⁶								
County	4 DTaP	3 Polio	1 MMR	3 Hib	3 Hep B	1 Varicella	4:3:1:3:3:1	95 % Confidence Interval
All Providers	68.1%	85.9%	85.9%	90.1%	68.6%	85.3%	48.2%	40.8%, 55.6%

Up-to-Date at Age Two (4:3:1:3:3:1) ⁶ 2008			
	2008		2007
Provider Type	Point Estimate	95% Confidence Interval	95% Confidence Interval
All VFC Private Providers	34.0%	26.0%, 42.0%	55.1%, 71.0%
FQHC/RHC	NA	NA	NA
Local Health Departments	91.5%	80.1%, 96.6%	72.7%, 93.5%

Health Care 2008	
Providers/Facilities	Number
Private VFC Providers ⁶	9
Public Medical Clinics ⁶	1
Hospitals ⁷	1
Long-term Care and Assisted Living Centers ⁸	4
Local Health District Offices ⁶	1

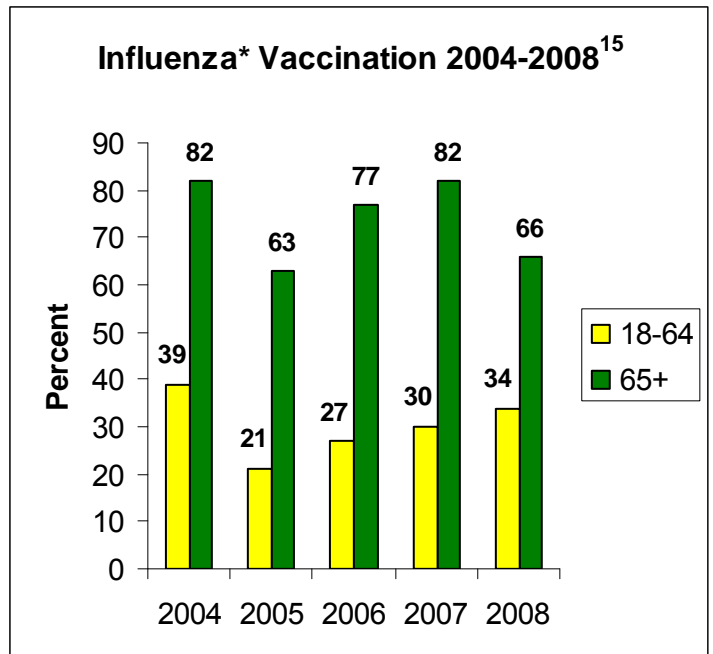




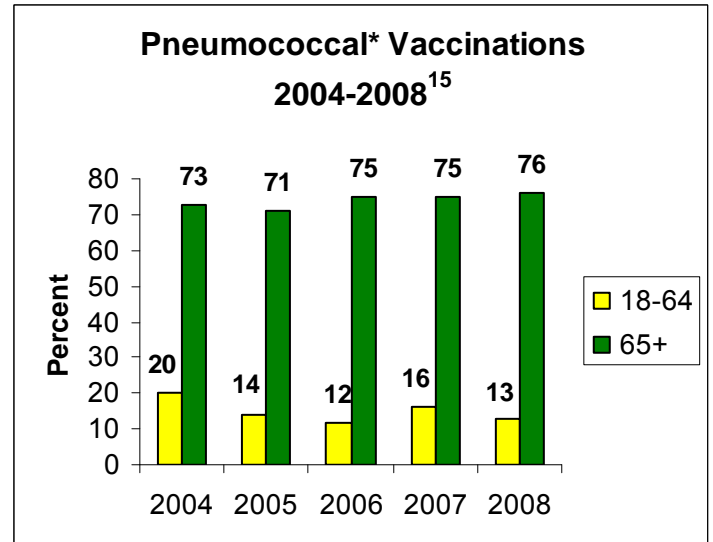


Adequately Immunized by School District 2008 ⁶		
Tooele	Tooele	
	Adequately Immunized	Total Exemptions
Kindergarten School Entry	89.8%	3.9%
Second-Dose Measles (K-12)	98.1%	1.9%
7th Grade Entry	97.0%	2.7%

Child and School Health 2008		
Group	Clinics/ Facilities	Enrollment
WIC Women ¹¹	2	402
WIC Infants ¹¹	2	397
WIC Children ¹¹	2	782
Child Care ¹²	3	356
Head Start ¹³	5	261
Public Schools ¹⁴	27	13,406
Private/Charter Schools ¹⁴	2	117



Immunized for Child Care 2008 ⁶		
Tooele	Adequately Immunized	Total Exemptions
Child Care Facilities and Preschools	86.8%	3.7%
Head Start Centers	80.5%	1.1%



*Influenza=within past 12 months, pneumococcal=ever had